





Revenue

	All Funds FY24	All Funds FY23	% Incr/(Decr)	Educational	Operations/ Maintenance	Debt Service	Transportation	Municipal Retirement	Capital Projects	Working Cash	Fire Prev. / Safety
Local Sources	53,518,043	7,777,043	588%	43,140,924	6,928,653	-	1,970,632	1,294,602	-	183,232	-
State Sources	7,977,871	8,134,217	(2%)	5,730,815	-	-	2,247,057	-	-	-	-
Federal Sources	8,025,322	3,216,217	150%	5,807,595	2	Purchased Services	6,077,553	16%	-	4,579,773	1,719,377
Supplies						4,482,585	3,776,038	19%		3,304,713	675,194

Ut.000 12i7c55 -88.4486 -1.3385 TD -.0005 Tc [(Ut.000 12i7c55 -T2 1 Tf -88.4486 -1.3385 T8124.05 Tc [(05 Tc [(Ut.000 12i7c55 -88



CONSENT AGENDA ITEM

[Redacted]

Current Assets

All Funds
11/30/2023

All Funds
11/30/2022

% Incr/(Decr)

Educational

Operations/
Maintenance

Debt Service

Transportation


[Redacted]

[Redacted]

[Redacted]

[Redacted]

[Redacted]



	<u>Balance</u> <u>10/31/2023</u>	<u>Current</u> <u>Receipts</u>	<u>Current</u> <u>Disbursement</u>	<u>Balance</u> <u>11/30/2023</u>
Cash	2,946,381.19	305,650.22	377,527.77	2,874,503.64
Accounts Payable	(109,984.59)			